

Water Cooled



Three Phase



50Hz



Non-Compliant

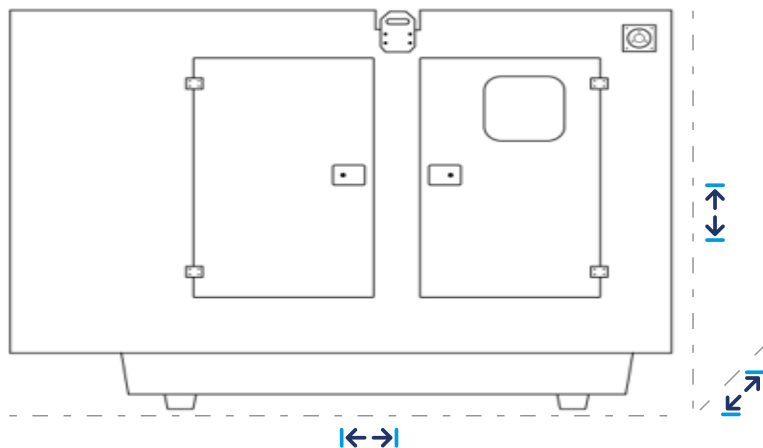


Diesel

	Generator Ratings (Prime/Standby)			
	AP200/S	AP225/S	AP250/S	AP275/S
<b>PRIME POWER:</b>	<b>200 kVA</b> 160 kW	<b>225 kVA</b> 180 kW	<b>250 kVA</b> 200 kW	<b>275 kVA</b> 220 kW
<b>STANDBY POWER:</b>	<b>220 kVA</b> 176 kW	<b>248 kVA</b> 198 kW	<b>275 kVA</b> 220 kW	<b>303 kVA</b> 242 kW
<b>RPM:</b>	1500	1500	1500	1500
<b>POWER FACTOR:</b>	0.8	0.8	0.8	0.8

**CPS Alpha AP Series – With Perkins Engines coupled to Stamford or Meccalte Alternators.**  
Our diesel generators are available as an open type or built in to soundproof canopies.  
Please contact CPS on +44 (0) 1757 428 140 for full specification and details.

## CANOPY GENERATORS



	Dimensions & Weights			
	AP200/S	AP225/S	AP250/S	AP275/S
↔	3100	4000	4000	4000
↙↘	1100	1300	1300	1300
↑↓	1750	2050	2050	2050
KG	3200	3200	3200	3200



UK / EU Components.

### Security and Safety

- Control panel viewing window in a lockable access door
- Emergency stop push button mounted on enclosure exterior.
- Internal Fuel filling point and mechanical fuel gauge for safety and environmental purposes.
- Large base tank, to support longer running times.
- Industrial exhaust muffler with rain cap.

### Excellent Service and Maintenance Access

- Large doors for easy servicing
- Radiator roof (UK Standard)
- Colour coded wiring looms.

### Transportability

- Lift hooks/Forklift space strong enough to support whole generator.

### Specific Canopy Features:



As standard all our units come with an **Emergency Stop Button** on the outside, for health and safety reasons.



Large base tank to support longer running times.

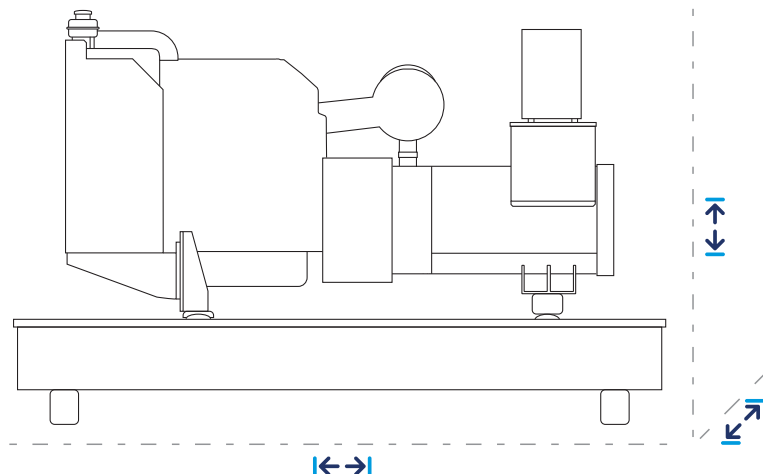


Lifting hooks, strong enough to support the generator when lifting, and doesn't protrude higher than the canopy roof.



**Water Filling Point** on the roof, to make easy access point for water

## OPEN TYPE GENERATORS



Dimensions & Weights				
	AP200/S	AP225/S	AP250/S	AP275/S
↔	2510	2650	2650	2650
↙↘	820	1110	1110	1110
↑↓	1640	1810	1810	1810
KG	1685	2385	2385	2455



### Key Features

- Skid base manufactured from high grade steel
- Colour coded wiring looms (to aid maintenance)
- High quality, noise reducing silencer
- Anti vibration mounts, for the engine and alternator
- Mechanical fuel gauge for ease of checking
- Large robust fuel tank to provide a minimum of 8 hour operation time

- Easy fuel filling point-
- Forklift space strong enough to support whole generator.


### Security and Safety

- Lockable control panel
- Emergency stop button
- Cooling fan and battery charging alternator fully guarded.

### Specific Open Type Features:



**External Fuel Gauge** allows for easy monitoring and



**UK Anti-Vibration Mounts**, for the engine and alternator, to ensure the longevity of your generator.



High quality, noise reducing **Silencer**.



Large robust **fuel tank** to provide a minimum of 8 hour operation time (5-690kva)

## AP200/S – AP 275/S

Three Phase, 200–275 kVa

		Fuel Consumption & Sound Levels			
		AP200/S	AP225/S	AP250/S	AP280/S
TANK CAPACITY: *Open Type may vary:		235	235	235	235
FUEL CONSUMPTION: (Litres per Hour)	110%	49.1	49.7	49.7	61
	100%	45.2	45	45	56
	75%	35	36	36	44
SOUNDPROOFED CANOPY dBA RATINGS: ( 75%)	7M	69	69	69	69
	1M	82	82	82	82

		Engine Technical Data			
		AP200/S	AP225/S	AP250/S	AP280/S
ENGINE BRAND:		Perkins	Perkins	Perkins	Perkins
ENGINE MODEL:		1106A-70TAG4	1506A-E88TAG2	1506A-88TAG3	1506A-E88TAG4
INDUCTION:		Turbo Charged	Turbo Charged	Turbo Charged	Turbo Charged
COOLING:		Water Cooled	Water Cooled	Water Cooled	Water Cooled
GOVERNOR TYPE:		Mechanical	Electronic	Electronic	Electronic
CYLINDER:		6	6	6	6
BORE STROKE:		105 X 135	112 X 149	112 X 149	112 X 149
COMPRESSION RATIO:		16.1	16.1:1	16.1:1	16.1:1
DISPLACEMENT:		7.01	8.7	8.7	9.3
OIL CAPACITY:		8	28.3	28.3	36

		Alternator Technical Data			
		AP200/S	AP225/S	AP250/S	AP280/S
ALTERNATOR MODEL:	MeccAlte	ECO38-2S	ECO38-3S/N	ECO38-1L/N	ECO38-2L/N
	Stamford	UCI274H	UCD274J	UCD274K	HC444D
BEARINGS:		1	1	1	1
WINDING PITCH:		2/3	2/3	2/3	2/3
WIRES:		12	12	12	12
CLASS:		H	H	H	H
VOLTAGE REGULATOR:		AVR	AVR	AVR	AVR
PROTECTION :		IP23	IP23	IP23	IP23

## AUTO START / MANUAL CONTROL PANEL (STANDARD)

**Deep Sea Electronics** is one of the world's top manufacturers of generator control, auto transfer switch and battery charger equipment. They employ over 120 people on four continents and supply Constant Power Solutions from their UK head office and production plant.



**DSE4520 Manual Control Module**

Please see Deep Sea PLC Control Module brochure for full



**DSE4520 Auto Mains Failure Control Module**

Please see Deep Sea PLC Control Module brochure for full



**DSE7000 Series – Auto Mains Failure Control Module**

Please see Deep Sea PLC Control Module brochure for full

## OPTIONAL ACCESSORIES

### Operation:

- Automatic Transfer Switches
- Manual Transfer Switches
- Automatic Fuel Transfer
- External Plug Sockets

### Service & Maintenance:

- Minor & Major Service Parts
- Service Contracts (UK Customers)

### Control:

- GSM Modem
- Remote Control Start

### Further Options:

- Fuel Tanks – External/Large/Underground
- Bespoke Canopies (including Colour)
- Slow/Fast Trailer
- & Many More

## GENERATOR ESSENTIAL SERVICE PARTS

As well as stocking a huge range of CPS Diesel generator parts, our CPS essential parts division supplies parts for all major brands and can dispatch them anywhere in the world– 24hrs a day, 7 days a week.



Your local dealer:

**Constant Power Solutions Ltd**  
[www.cps-generators.com](http://www.cps-generators.com)