




AP135/S – AP180/S

Three Phase, 135–180 kVa



Water Cooled



Three Phase



50Hz



Non-Compliant



Diesel

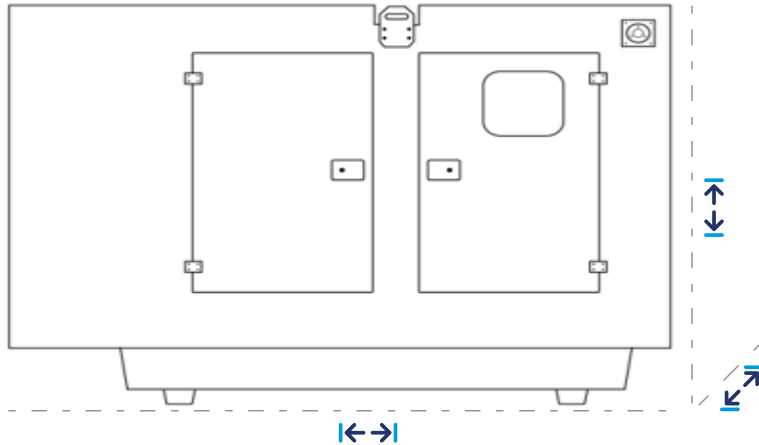
	Generator Ratings (Prime/Standby)		
	AP135/S	AP150/S	AP180/S
PRIME POWER:	135 kVA 108 kW	150 kVA 120 kW	180 kVA 144 kW
STANDBY POWER:	148.5 kVA 118.8 kW	165 kVA 132 kW	198 kVA 158 kW
RPM:	1500	1500	1500
POWER FACTOR:	0.8	0.8	0.8

CPS Alpha AP Series – With Perkins Engines coupled to Stamford or Meccalte Alternators.
Our diesel generators are available as an open type or built in to soundproof canopies.
Please contact CPS on +44 (0) 1757 428 140 for full specification and details.

AP135/S – AP180/S

Three Phase, 135–180 kVa

CANOPY GENERATORS



	Dimensions & Weights		
	AP135/S	AP150/S	AP180/S
↔	3100	3100	3100
↖↗	1100	1100	1100
↑↓	1750	1750	1750
⚖	1950	2015	2035



Security and Safety

- Control panel viewing window in a lockable access door
- Emergency stop push button mounted on enclosure exterior.
- Internal Fuel filling point and mechanical fuel gauge for safety and environmental purposes.
- Large base tank, to support longer running times.
- Industrial exhaust muffler with rain cap.

Excellent Service and Maintenance Access

- Large doors for easy servicing
- Radiator filling point on the roof (UK Standard)
- Colour coded wiring looms.

Transportability

- Lift hooks/Forklift **space** strong enough to support whole generator.


Specific Canopy Features:




As standard all our units come with an **Emergency Stop Button** on the outside, for health and safety reasons.



Large base tank to support longer running times.



Lifting hooks, strong enough to support the generator when lifting, and doesn't protrude higher than the canopy roof.

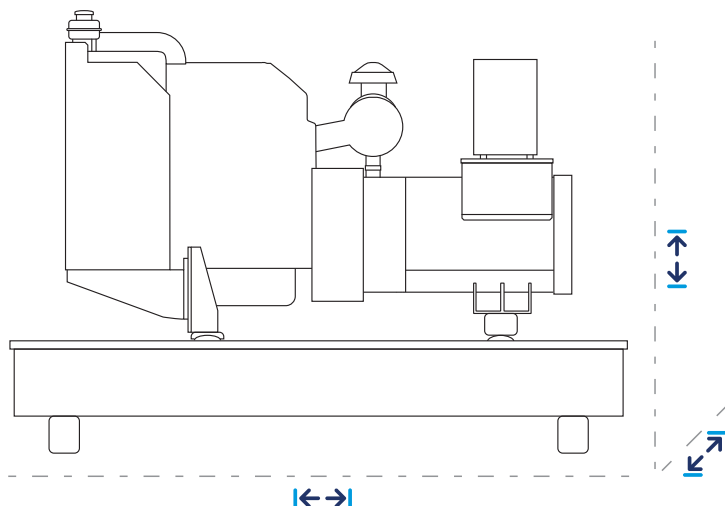


Water Filling Point on the roof, to make easy access point for water

AP135/S – AP180/S

Three Phase, 135–180 kVa

OPEN TYPE GENERATORS



	Dimensions & Weights		
	AP135/S	AP150/S	AP180/S
↔	2210	2320	2510
↙↘	760	760	820
↑↓	1570	1670	1670
KG	1550	1615	1635



UK / EU Components.

Key Features

- Skid base manufactured from high grade steel
- Colour coded wiring looms (to aid maintenance)
- High quality, noise reducing silencer
- Anti vibration mounts, for the engine and alternator
- Mechanical fuel gauge for ease of checking
- Large robust fuel tank to provide a minimum of 8 hour operation time

- Easy fuel filling point
- Forklift space strong enough to support whole generator.


Security and Safety

- Lockable control panel
- Emergency stop button
- Cooling fan and battery charging alternator fully guarded.

Specific Open Type Features:



External Fuel Gauge allows for easy monitoring and



UK Anti-Vibration Mounts, for the engine and alternator, to ensure the longevity of your generator.



High quality, noise reducing **Silencer**.



Large robust **fuel tank** to provide a minimum of 8 hour operation time (5-690kva)

AP135/S – AP180/S

Three Phase, 135–180 kVa

		Fuel Consumption & Sound Levels		
		AP135/S	AP150/S	AP180/S
TANK CAPACITY: *Open Type may vary:		235	235	235
FUEL CONSUMPTION: (Litres per Hour)	110%	34.6	41.7	44
	100%	31.5	38.2	40.2
	75%	24.1	29.1	31
SOUNDPROOFED CANOPY dBA RATINGS: (75%)	7M	69	69	69
	1M	82	82	82

		Engine Technical Data		
		AP135/S	AP150/S	AP180/S
ENGINE BRAND:		Perkins	Perkins	Perkins
ENGINE MODEL:		1106A-70TG1	1106A-70TAG2	1106A-70TAG3
INDUCTION:		Turbo Charged	Turbo Charged	Turbo Charged
COOLING:		Water Cooled	Water Cooled	Water Cooled
GOVERNOR TYPE:		Mechanical	Mechanical	Mechanical
CYLINDER:		6	6	6
BORE STROKE:		105 x 135	105 x 135	105 x 135
COMPRESSION RATIO:		18.2:1	16.1	16.1
DISPLACEMENT:		7.01	7.01	7.01
OIL CAPACITY:		16.5	16.5	16.5

		Alternator Technical Data		
		AP135/S	AP150/S	AP180/S
ALTERNATOR MODEL:	MeccAlte	ECP34-1L	ECP34-2L	ECO38-1S
	Stamford	UCI274E	UCI274F	UCI274G
BEARINGS:		1	1	1
WINDING PITCH:		2/3	2/3	2/3
WIRES:		12	12	12
CLASS:		H	H	H
VOLTAGE REGULATOR:		AVR	AVR	AVR
PROTECTION :		IP23	IP23	P23

AUTO START / MANUAL CONTROL PANEL (STANDARD)

Deep Sea Electronics is one of the world's top manufacturers of generator control, auto transfer switch and battery charger equipment. They employ over 120 people on four continents and supply Constant Power Solutions from their UK head office and production plant.



DSE4520 Manual Control Module

Please see Deep Sea PLC Control Module brochure for full



DSE4520 Auto Mains Failure Control Module

Please see Deep Sea PLC Control Module brochure for full



DSE7000 Series – Auto Mains Failure Control Module

Please see Deep Sea PLC Control Module brochure for full

OPTIONAL ACCESSORIES

Operation:

- Automatic Transfer Switches
- Manual Transfer Switches
- Automatic Fuel Transfer
- External Plug Sockets

Service & Maintenance:

- Minor & Major Service Parts
- Service Contracts (UK Customers)

Control:

- GSM Modem
- Remote Control Start

Further Options:

- Fuel Tanks – External/Large/Underground
- Bespoke Canopies (including Colour)
- Slow/Fast Trailer
- & Many More

GENERATOR ESSENTIAL SERVICE PARTS

As well as stocking a huge range of CPS Diesel generator parts, our CPS essential parts division supplies parts for all major brands and can dispatch them anywhere in the world– 24hrs a day, 7 days a week.



Your local dealer:

Constant Power Solutions Ltd
www.cps-generators.com