



Water Cooled



Three Phase



50Hz



Non-Compliant



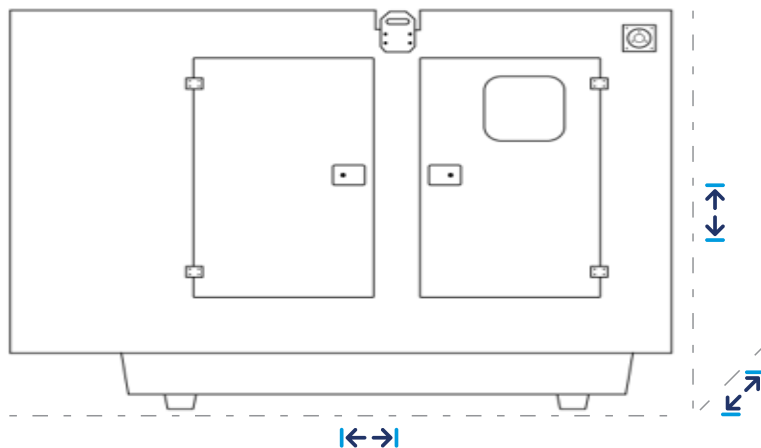
Diesel

	Generator Ratings (Prime/Standby)		
	AP65/S	AP80/S	AP100/S
PRIME POWER:	65 kVA 52 kW	80 kVA 64 kW	100 kVA 80 kW
STANDBY POWER:	72 kVA 57 kW	88 kVA 70 kW	110 kVA 88 kW
RPM:	1500	1500	1500
POWER FACTOR:	0.8	0.8	0.8

CPS Alpha AP Series – With Perkins Engines coupled to Stamford or Meccalte Alternators.
Our diesel generators are available as an opentype or built in to soundproof canopies.

Please contact CPS on +44 (0) 1757 428 140 for full specification and details.

CANOPY GENERATORS



	Dimensions & Weights		
	AP65/S	AP80/S	AP100/S
↔	2550	2550	2550
↙↘	1100	1100	1100
↑↓	1550	1550	1550
⚖️ KG	1500	1550	1600



UK / EU Components.

Security and Safety

- Control panel viewing window in a lockable access door
- Emergency stop push button mounted on enclosure exterior.
- Internal Fuel filling point and mechanical fuel gauge for safety and environmental purposes.
- Large base tank, to support longer running times.
- Industrial exhaust muffler with rain cap.

Excellent Service and Maintenance Access

- Large doors for easy servicing
- Radiator filling point on the roof (UK Standard)
- Colour coded wiring looms.

Transportability

- Lift hooks/Forklift space strong enough to support whole generator.

Specific Canopy Features:



As standard all our units come with an **Emergency Stop Button** on the outside, for health and safety reasons.



Large base tank to support longer running times.

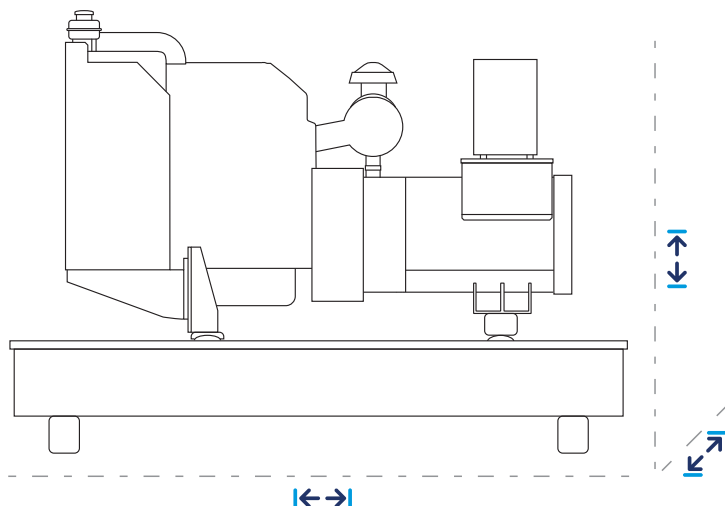


Lifting hooks, strong enough to support the generator when lifting, and doesn't protrude higher than the canopy roof.



Water Filling Point on the roof, to make easy access point for water filling.

OPEN TYPE GENERATORS



Dimensions & Weights			
	AP65/S	AP80/S	AP100/S
↔	1840	1890	1890
↙↘	740	740	740
↑↓	1470	1560	1560
KG	1100	1100	1150



Key Features

- Skid base manufactured from high grade steel
- Colour coded wiring looms (to aid maintenance)
- High quality, noise reducing silencer
- Anti vibration mounts, for the engine and alternator
- Mechanical fuel gauge for ease of checking
- Large robust fuel tank to provide a minimum of 8 hour operation time

- Easy fuel filling point
- Forklift space strong enough to support whole generator.


Security and Safety

- Lockable control panel
- Emergency stop button
- Cooling fan and battery charging alternator fully guarded.

Specific Open Type Features:



External Fuel Gauge allows for easy monitoring and filling.



UK Anti-Vibration Mounts, for the engine and alternator, to ensure the longevity of your generator.



High quality, noise reducing **Silencer**.



Large robust **fuel tank** to provide a minimum of 8 hour operation time (5-690kva)

AP65/S – AP100/S

Three Phase, 65–100 kVa

Fuel Consumption & Sound Levels				
		AP65/S	AP80/S	AP100/S
TANK CAPACITY: *Open Type may vary:		175	175	175
FUEL CONSUMPTION: (Litres per Hour)	110%	16.5	20.5	24.9
	100%	14.8	18.7	22.6
	75%	11.2	14	17.9
SOUNDPROOFED CANOPY dBA RATINGS: (75%)	7M	69	69	69
	1M	82	82	82

Engine Technical Data				
		AP65/S	AP80/S	AP100/S
ENGINE BRAND:		Perkins	Perkins	Perkins
ENGINE MODEL:		1104A-44TG1	1104A-44TG2	1104C-44TAG2
INDUCTION:		Nat. Aspirated	Turbo Charged	Turbo Charged
COOLING:		Water Cooled	Water Cooled	Water Cooled
GOVERNOR TYPE:		Mechanical	Mechanical	Mechanical
CYLINDER:		4	4	4
BORE STROKE: (mm)		105 x 127	105 x 127	105 x 127
COMPRESSION RATIO:		17.25:1	17.25:1	18.3:1
DISPLACEMENT: (L)		4.4	4.4	4.4
OIL CAPACITY: (L)		8	8	8

Alternator Technical Data				
		AP65/S	AP80/S	AP100/S
ALTERNATOR MODEL:	MeccAlte	ECP32-3L/4	ECP32-4L/4	ECP34-2S
	Stamford	UC224F	UC224G	UCI274C
BEARINGS:		1	1	1
WINDING PITCH:		2/3	2/3	2/3
WIRES:		12	12	12
CLASS:		H	H	H
VOLTAGE REGULATOR:		AREP/AVR	AREP/AVR	AREP/AVR
PROTECTION:		IP23	IP23	IP23

AUTO START / MANUAL CONTROL PANEL (STANDARD)

Deep Sea Electronics is one of the world's top manufacturers of generator control, auto transfer switch and battery charger equipment. They employ over 120 people on four continents and supply Constant Power Solutions from their UK head office and production plant.



DSE4520 Manual Control Module

Please see Deep Sea PLC Control Module brochure for full specification.



DSE4520 Auto Mains Failure Control Module

Please see Deep Sea PLC Control Module brochure for full specification.



DSE7000 Series – Auto Mains Failure Control Module

Please see Deep Sea PLC Control Module brochure for full specification.

OPTIONAL ACCESSORIES

Operation:

- Automatic Transfer Switches
- Manual Transfer Switches
- Automatic Fuel Transfer
- External Plug Sockets

Service & Maintenance:

- Minor & Major Service Parts
- Service Contracts (UK Customers)

Control:

- GSM Modem
- Remote Control Start

Further Options:

- Fuel Tanks – External/Large/Underground
- Bespoke Canopies (including Colour)
- Slow/Fast Trailer
- & Many More

GENERATOR ESSENTIAL SERVICE PARTS

As well as stocking a huge range of CPS Diesel generator parts, our CPS essential parts division supplies parts for all major brands and can dispatch them anywhere in the world– 24hrs a day, 7 days a week.



Your local dealer:

Constant Power Solutions Ltd
www.cps-generators.com