



Water Cooled



Three Phase



50Hz



Non-Compliant



Diesel

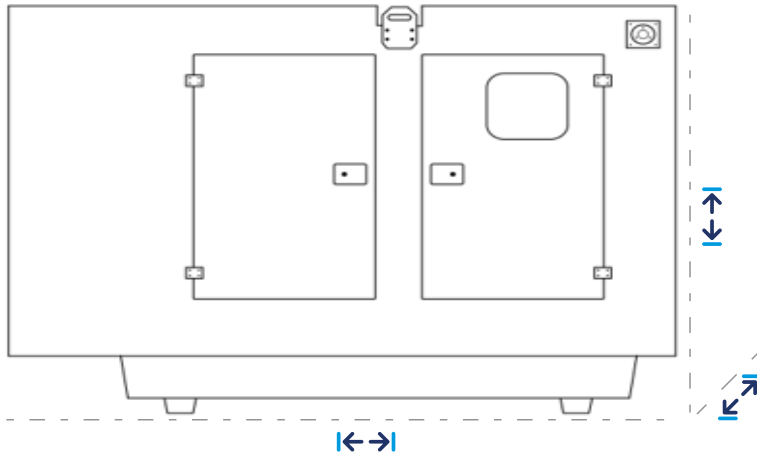
	Generator Ratings (Prime/Standby)		
	AP7.5/S	AP9/S	AP13/S
PRIME POWER:	7.5 kVA 6 kW	9 kVA 7.2 kW	13 kVA 10 kW
STANDBY POWER:	8.25 kVA 6.6 kW	9.9 kVA 7.9 kW	14 kVA 11.4 kW
RPM:	1500	1500	1500
POWER FACTOR:	0.8	0.8	0.8

CPS Alpha AP Series – With Perkins Engines coupled to Stamford or Meccalte Alternators.

Our diesel generators are available as an opentype or built in to soundproof canopies.

Please contact CPS on +44 (0) 1757 428 140 for full specification and details.

CANOPY GENERATORS



	Dimensions & Weights		
	AP7.5/S	AP9/S	AP13/S
↔	2000	2000	2000
↙↘	900	900	900
↑↓	1450	1450	1450
⚖️ KG	800	800	800



UK / EU Components.

Security and Safety

- Control panel viewing window in a lockable access door
- Emergency stop push button mounted on enclosure exterior.
- Internal Fuel filling point and fuel gauge for safety and environmental purposes.
- External Oil Sump and Fuel excess sump, for servicing.
- Residential exhaust muffler mounted inside the canopy.

Excellent Service and Maintenance Access

- Large doors for easy servicing
- Radiator filling point on the roof (UK Standard)
- Colour coded wiring looms.

Transportability

- Lift hooks/Forklift space strong enough to support whole generator.


Specific Canopy features:



As standard all our units come with an **Emergency Stop Button** on the outside, for health and safety reasons.



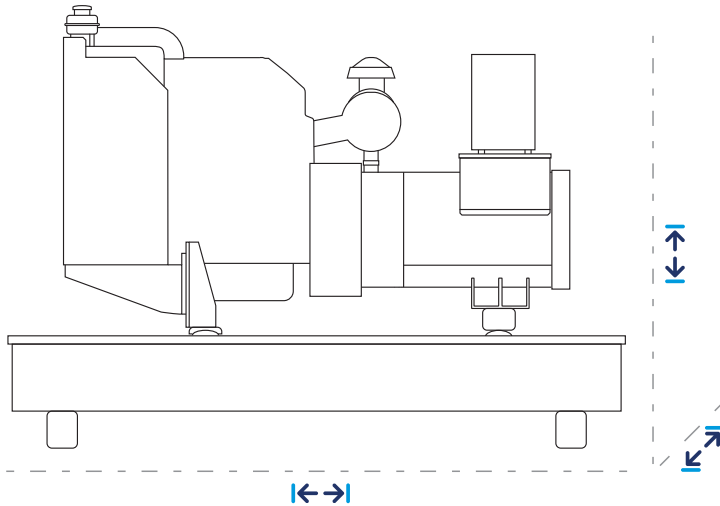
Oil and excess fuel drainage sump, ideal for servicing.



Lifting hooks, strong enough to support the generator when lifting, and doesn't protrude higher than the canopy roof.



Water Filling Point on the roof, to make easy access point for water filling.



OPEN TYPE GENERATORS

Dimensions & Weights			
	AP7.5	AP9	AP13
↔	1250	1250	1250
↙↘	710	710	710
↑↓	1130	1130	1130
KG	400	500	500



Key Features

- Skid base manufactured from high grade steel
- Colour coded wiring looms (to aid maintenance)
- High quality, noise reducing silencer
- Anti vibration mounts, for the engine and alternator
- Mechanical fuel gauge for ease of checking
- Large robust fuel tank to provide a minimum of 8 hour operation time

- Easy fuel filling point
- Forklift space strong enough to support whole generator.


Security and Safety

- Lockable control panel
- Emergency stop button
- Cooling fan and battery charging alternator fully guarded.

Specific Open Type features:



External Fuel Gauge allows for easy monitoring and filling.



UK Anti-Vibration Mounts, for the engine and alternator, to ensure the longevity of your generator.



High quality, noise reducing **Silencer**.



Large robust **fuel tank** to provide a minimum of 8 hour operation time (5-690kva)

Fuel Consumption & Sound Levels				
		AP7.5/S	AP9/S	AP13/S
TANK CAPACITY: *Open Type may vary:		85	85	85
FUEL CONSUMPTION: (Litres per Hour)	110%	3.6	3.6	4.1
	100%	3	3	3.7
	75%	2.3	2.3	2.8
SOUNDPROOFED CANOPY dBA RATINGS: (75%)	7M	69	69	69
	1M	82	82	82

Engine Technical Data				
		AP7.5/S	AP9/S	AP13/S
ENGINE BRAND:		Perkins	Perkins	Perkins
ENGINE MODEL:		403A-11G1	403A-15G1	404A-22G1
INDUCTION:		Nat. Aspirated	Nat. Aspirated	Nat. Aspirated
COOLING:		Water Cooled	Water Cooled	Water Cooled
GOVERNOR TYPE:		Mechanical	Mechanical	Mechanical
CYLINDER:		3	3	4
BORE STROKE (mm):		77x81	84x90	84x100
COMPRESSION RATIO:		23.1	22.5:1	23.3:1
DISPLACEMENT L:		1.131	1.496	2.216
OIL CAPACITY L:		4.9	4.9	10.6

Alternator Technical Data				
		AP7.5/S	AP9/S	AP13/S
ALTERNATOR MODEL:	Mecc Alte	N/A	ECP28-OS/4	ECP28-M/4
	Stamford	SOL1D1	N/A	SOL2G1
BEARINGS:		1	1	1
WINDING PITCH:		2/3	2/3	2/3
WIRES:		12	12	12
CLASS:		H	H	H
VOLTAGE REGULATOR:		AVR	DSR	DSR/AVR
PROTECTION :		IP23	IP23	IP23

AUTO START / MANUAL CONTROL PANEL (STANDARD)

Deep Sea Electronics is one of the world's top manufacturers of generator control, auto transfer switch and battery charger equipment. They employ over 120 people on four continents and supply Constant Power Solutions from their U

duction plant.



DSE4520 Manual Control Module

Please see Deep Sea PLC Control Module brochure for full specification.



DSE4520 Auto Mains Failure Control Module

Please see Deep Sea PLC Control Module brochure for full specification.



DSE7000 Series – Auto Mains Failure Control Module

Please see Deep Sea PLC Control Module brochure for full specification.

OPTIONAL ACCESSORIES

Operation:

- Automatic Transfer Switches
- Manual Transfer Switches
- Automatic Fuel Transfer
- External Plug Sockets

Service & Maintenance:

- Minor & Major Service Parts
- Service Contracts (UK Customers)

Control:

- GSM Modem
- Remote Control Start

Further Options:

- Fuel Tanks – External/Large/Underground
- Bespoke Canopies (including Colour)
- Slow/Fast Trailer
- & Many More

GENERATOR ESSENTIAL SERVICE PARTS

As well as stocking a huge range of CPS Diesel generator parts, our CPS essential parts division supplies parts for all major brands and can dispatch them anywhere in the world – 24hrs a day, 7 days a week.



Your local dealer:

Constant Power Solutions Ltd
www.cps-generators.com