



Water Cooled



Single Phase



50Hz



Non-Compliant

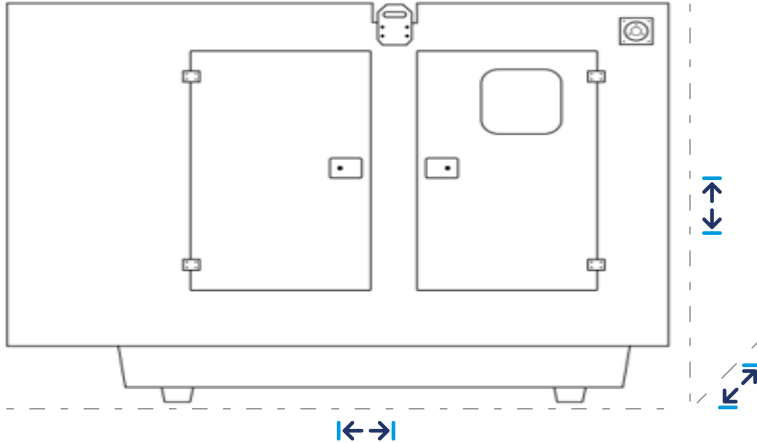


Diesel

| | Generator Ratings (Prime/Standby) | | |
|-----------------------|-----------------------------------|------------------------|------------------------|
| | AP21/S | AP28/S | AP40/S |
| PRIME POWER: | 21 kVA 17 kW | 28 kVA 22 kW | 40 kVA 32 kW |
| STANDBY POWER: | 23 kVA 18 kW | 31 kVA 25 kW | 44 kVA 35 kW |
| RPM: | 1500 | 1500 | 1500 |
| POWER FACTOR: | 0.8 | 0.8 | 0.8 |

CPS Alpha AP Series – With Perkins Engines coupled to Stamford or Meccalte Alternators.
Our diesel generators are available as an open type or built in to soundproof canopies.
Please contact CPS on +44 (0) 1757 428 140 for full specification and details.

CANOPY GENERATORS



| | Dimensions & Weights | | |
|-------|----------------------|--------|--------|
| | AP21/S | AP28/S | AP40/S |
| ↔ | 2200 | 2200 | 2200 |
| ↖↗ | 1000 | 1000 | 1000 |
| ↑↓ | 1550 | 1550 | 1550 |
| ⚖️ KG | 1100 | 1100 | 1350 |



Security and Safety

- Control panel viewing window in a lockable access door
- Emergency stop push button mounted on enclosure exterior.
- Internal Fuel filling point and mechanical fuel gauge for safety and environmental purposes.
- Large base tank, to support longer running times.
- Industrial exhaust muffler with rain cap.

Excellent Service and Maintenance Access

- Large doors for easy servicing
- Radiator filling point on the roof (UK Standard)
- Colour coded wiring looms.

Transportability

- Lift hooks/Forklift space strong enough to support whole generator.

Specific Canopy Features:




As standard all our units come with an **Emergency Stop Button** on the outside, for health and safety reasons.



Large base tank to support longer running times.

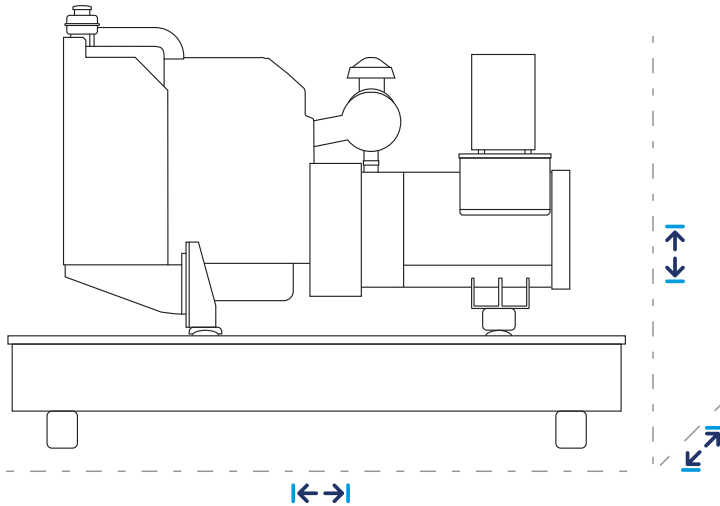


Lifting hooks, strong enough to support the generator when lifting, and doesn't protrude higher than the canopy roof.



Water Filling Point on the roof, to make easy access point for water

OPEN TYPE GENERATORS



| Dimensions & Weights | | | |
|----------------------|--------|--------|--------|
| | AP21/S | AP28/S | AP40/S |
| ↔ | 1550 | 1640 | 1640 |
| ↙↘ | 750 | 750 | 750 |
| ↑↓ | 1310 | 1420 | 1420 |
| KG | 800 | 800 | 800 |



Key Features

- Skid base manufactured from high grade steel
- Colour coded wiring looms (to aid maintenance)
- High quality, noise reducing silencer
- Anti vibration mounts, for the engine and alternator
- Mechanical fuel gauge for ease of checking
- Large robust fuel tank to provide a minimum of 8 hour operation time

- Easy fuel filling point
- Forklift space strong enough to support whole generator.


Security and Safety

- Lockable control panel
- Emergency stop button
- Cooling fan and battery charging alternator fully guarded.

Specific Open Type Features:



External Fuel Gauge allows for easy monitoring and



UK Anti-Vibration Mounts, for the engine and alternator, to ensure the longevity of your generator.



High quality, noise reducing **Silencer**.



Large robust **fuel tank** to provide a minimum of 8 hour operation time (5-690kva)

| Fuel Consumption & Sound Levels | | | | |
|--|------|--------|--------|--------|
| | | AP21/S | AP28/S | AP40/S |
| TANK CAPACITY: *Open Type may vary: | | 120 | 120 | 120 |
| FUEL CONSUMPTION: (Litres per Hour) | 110% | 8.1 | 8.1 | 11.7 |
| | 100% | 7.2 | 7.2 | 10.8 |
| | 75% | 5.61 | 5.61 | 8.23 |
| SOUNDPROOFED CANOPY dBA RATINGS: (75%) | 7M | 69 | 69 | 69 |
| | 1M | 82 | 82 | 82 |

| | Engine Technical Data | | |
|--------------------|-----------------------|----------------|---------------|
| | AP21/S | AP28/S | AP40/S |
| ENGINE BRAND: | Perkins | Perkins | Perkins |
| ENGINE MODEL: | 1103A-33G | 1103A-33G | 1103A-33TG1 |
| INDUCTION: | Nat. Aspirated | Nat. Aspirated | Turbo Charged |
| COOLING: | Water Cooled | Water Cooled | Water Cooled |
| GOVERNOR TYPE: | Mechanical | Mechanical | Mechanical |
| CYLINDER: | 3 | 3 | 3 |
| BORE STROKE (in): | 4.1 x 5 | 4.1 x 5 | 4.1 x 5 |
| COMPRESSION RATIO: | 19.25:1 | 19.25:1 | 17.25:1 |
| DISPLACEMENT (L): | 3.3 | 3.3 | 3.3 |
| OIL CAPACITY L: | 8.3 | 8.3 | 7.9 |

| Alternator Technical Data | | | | |
|---------------------------|----------|------------|------------|------------|
| | | AP21/S | AP28/S | AP40/S |
| ALTERNATOR MODEL: | MeccAlte | ECP32-2S/4 | ECP32-1L/4 | ECP34-3L/4 |
| | Stamford | | PI144K | UC224E |
| BEARINGS: | | 1 | 1 | 1 |
| WINDING PITCH: | | 2/3 | 2/3 | 2/3 |
| WIRES: | | 12 | 12 | 12 |
| CLASS: | | H | H | H |
| VOLTAGE REGULATOR: | | DSR | DSR | DSR |
| PROTECTION : | | IP23 | IP23 | IP23 |

AUTO START / MANUAL CONTROL PANEL (STANDARD)

Deep Sea Electronics is one of the world's top manufacturers of generator control, auto transfer switch and battery charger equipment. They employ over 120 people on four continents and supply Constant Power Solutions from their UK head office and production plant.



DSE4520 Manual Control Module

Please see Deep Sea PLC Control Module brochure for full



DSE4520 Auto Mains Failure Control Module

Please see Deep Sea PLC Control Module brochure for full



DSE7000 Series – Auto Mains Failure Control Module

Please see Deep Sea PLC Control Module brochure for full

OPTIONAL ACCESSORIES

Operation:

- Automatic Transfer Switches
- Manual Transfer Switches
- Automatic Fuel Transfer
- External Plug Sockets

Service & Maintenance:

- Minor & Major Service Parts
- Service Contracts (UK Customers)

Control:

- GSM Modem
- Remote Control Start

Further Options:

- Fuel Tanks – External/Large/Underground
- Bespoke Canopies (including Colour)
- Slow/Fast Trailer
- & Many More

GENERATOR ESSENTIAL SERVICE PARTS

As well as stocking a huge range of CPS Diesel generator parts, our CPS essential parts division supplies parts for all major brands and can dispatch them anywhere in the world– 24hrs a day, 7 days a week.



Your local dealer:

Constant Power Solutions Ltd
www.cps-generators.com