




Perkins Stamford

Made in  
The UK



Powered by



### Strong, Corrosion Resistant Construction

- Steel base frame coated with textured polyester powder coat at over 200 Degrees C.
- High quality, ISO R898 Structural Bolts, zinc coated for excellent corrosion resistance.
- Canopy CNC laser cut, CNC formed at our UK factory.
- This product is ONLY produced in the UK, using UK sourced steel produced to BS, EN and ISO standards.

### High Quality Power on Demand

- Control panel has remote start / AMF as standard using a UK made DSE 7000 series control module.
- Our standard units offer not only excellent ratings aligned with key power nodes, but high-quality power, excellent reactive power availability, high overload capability and a wide range of options available on Stamford alternators.

### Transportation

- Unit is forklift-ready allowing easy positioning on site.
- Strong base for excellent transportability.
- Canopied Units Double stack in 40FT HC containers

## WP30-WP60, Three Phase, 30-60kVA

### Quality Materials and Workmanship

- Engineered from design to assembly by our dedicated team, we provide economical solutions to your needs.
- Our Range of welded fuel tanks have best in class capacity and are exceptionally strong and durable.
- UK suppliers are subjected to extensive checks within our ISO 9001 framework.
- In house laser cutting and sheet metal facility allows production to the highest possible standards.

### Safety, Security and Environment

- Radiator fan and battery charging alternator fully guarded.
- Silencer enclosed for operator safety.
- Alternator moving parts fully guarded to prevent injury.
- Optionally, alternative emission compliant models can be against the requirements of EU Stage IIIA (Directives 97/68/EC, as last amended, for mobile applications).

### Servicing and Support

- Replaceable element fuel and air filters, full flow spin on oil filters.
- Spares usually available next day.
- High quality support for technical issues.
- International Perkins / Stamford Warranty.

## Standard Features

- Heavy duty Perkins engine.
- Manuals and circuit wiring diagrams.
- UK assembly in our ISO 9001 facility.
- Test and Pre-Delivery Inspection Check.
- Deep Sea Electronics 7320 MK 2 controller.
- LS Circuit breaker (LG).

## Additional Options

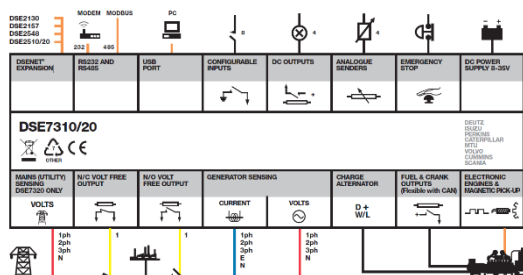
- A range of sound attenuated enclosures.
- Higher specification control panels.
- Optionally wired for Cold Start.
- Additional alarms and shutdowns.
- A selection of exhaust silencer noise levels.

## Power You Control



Global solutions for power requirements come from global companies. With over 60 years' experience producing generators for sale in over 100 countries; we can assist you to meet your power requirement, on time and on budget.

Based on the proven UK made Perkins diesel engine, coupled to a Stamford alternator, The UK made Deep Sea 7000 series controller gives outstanding monitoring and features. Deep Sea Control modules are a "must have" feature for all segments of the generator market as it includes a wide range of configurable options and extension modules to meet every requirement.



With a huge range of options and accessories, alternative and custom builds we offer a unit to suit your requirements. Upgrade controllers for enhanced metering, remote monitoring and synchronising control. We offer synchronising systems for up to 32 generators and mains synchronising for peak lopping, no break return and STOR applications.

See our control panel guides for more details.

## Shutdowns and Protections

- Low Oil Pressure Shutdown
- High Engine Temperature Shutdown
- Under Voltage Warning / Shutdown
- Over Voltage Warning / Shutdown
- Over speed / Over Frequency
- Under speed / Under Frequency
- Over Crank / Fail to Start Alarm
- Over Current Alarms

## Monitoring and Control

- Manual and Automatic Modes
- Three phase voltage monitoring
- Three phase current monitoring
- Frequency monitoring
- Start, Crank, Crank Rest, Warm Up Timers
- Return and Cool down timers
- Battery under / Over voltage alarms
- Exercise Scheduler

## Generator Ratings Data (Standby / Prime)

Model	Gross Engine Power	Net Engine Power	Alternator Efficiency at full rated load	Available Active Power	Power Factor	kVA Rating
	kW	kW	%	kW	$\phi$	kVA
<b>Three Phase Models</b>						
WP30	31.0 / 28.2	30.4 / 27.7	86.6	26.3 / 24.0	0.8	32.9 / 30
WP45	46.5 / 42.2	45.6 / 41.3	87.7	40.3 / 36.0	0.8	50.4 / 44.9
WP60	60.5 / 55	59.3 / 53.8	88.7	50.4 / 47.9	0.8	63 / 59.9

## Engine Advanced Technical Data

Model	Engine Make	Engine Model	Induction	Cooling	Governor Type/Class	Compression Ratio	Displacement (L)	Charging Alternator Amps	Gross Standby Engine Power kWm	Oil Capacity (L)	Exhaust Gas Temperature (Deg. C)
Three Phase Models											
WP30	Perkins	1103A-33G	Nat-Asp	Water Cooled	Mechanical ISO 8528 G2	19.25:1	3.3	65	31	8.3	500
WP40	Perkins	1103A-33TG1	Turbo Charged			17.25:1	3.3	65	46.5	8.3	492
WP60	Perkins	1103A-33TG2				17.25:1	3.3	65	60.5	8.3	557

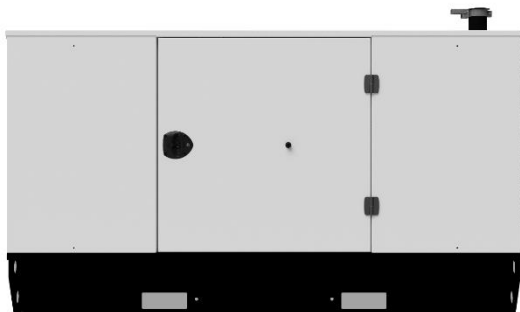
## Alternator Technical Data

Model	Alternator Make	Alternator Model	Bearings	Winding Pitch	Wires	AVR Model	Voltage Regulation	Total Harmonic Content (%)	Short Circuit Capacity	Reactance's %		
										Xd	X'd	X''d
WP30	Stamford	S0L1-P1	1	2/3	12	AS540	± 1%	<5%	>300%	157	14	11
WP45		S1L2-N1				AS540	± 1%	<5%		173	16	12
WP60		S1L2-Y1				AS540	± 1%	<5%		224	17	12

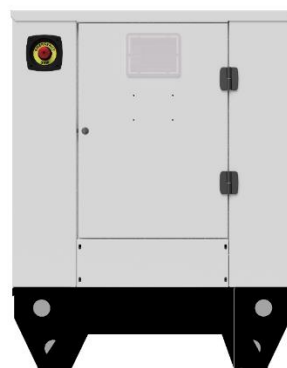
Radio interference suppression that meets or exceeds EU standard EN61000-6. Voltage regulation at steady state. Total Waveform distortion at full load.

-----Length-----

----- Width -----



-----Height-----



## Dimensions, Weights and Fuel Consumption

	Canopied Dimensions				All Units				Open Set Dimensions			
Model	Length (mm)	Width (mm)	Height (mm)	Weight (KG)	Tank Capacity (Litres) Open / Canopied	Fuel Consumption (L/hr)			Length (mm)	Width (mm)	Height (mm)	Weight (KG)
						110 %	100 %	75 %				
Three Phase Models												
WP30	2240	1050	1260	914	75L / 110L	7.9	7.1	5.4	1500	700	1410	622
WP45	2240	1050	1260	1111	125L / 110L	12	10.7	8.2	1700	700	1410	751
WP60	2240	1050	1260	1137	125L / 110L	15.4	13.9	10.4	1700	700	1410	777
Height Excludes Exhaust Outlet, rain cap and any optional equipment on canopied models.												

Height Excludes Exhaust Outlet, rain cap and any optional equipment on canopied models.

While every effort is made to maintain these specifications, in line with our policy of continuous improvement we reserve the right to change the specification without notice. If any part of this specification is critical to your application, please ensure you confirm it with your sales engineer prior to placing an order. Some items shown on this specification sheet may be non-standard/optional at additional cost. Images shown will be of one model in the range and may not reflect the model you have specifically purchased. Please confirm all options required with a sales agent prior to placing an order.



## Optional CP1900 Canopy Specification

### Strong, Corrosion Resistant Construction

- Polyester powder coated at over 200 Degrees C prevents corrosion.
- Black zinc die cast hinges on doors tested and proven to withstand extremely corrosive conditions.

### Maintenance and Access

- Unit has extra-large doors for excellent access.
- Removable Doors, modular bolt together design.
- Radiator fills easily with ample space.
- Oil Drain and Radiator Drain available as options.

### Quality Materials and Workmanship

- Welded roof and doors for excellent finish.
- Reinforced ridged doors for extended life.
- High quality adjustable handles.
- Polycarbonate panel viewing window.

### Safety and Security

- Fully lockable canopy, including hole to padlock doors.
- Security bolts to prevent unauthorised access.
- Canopy shields hot engine parts.
- Emergency Stop Button fitted as standard.

**The WPower sound attenuated enclosures reduce sound levels to comply with the stage 2 levels of the European Community Directive 2000/14/EC**

### Sound Pressure Levels, CP1900 Series Enclosure

Model	Rating	LWA	15m		7m		1m	
			75%	100%	75%	100%	75%	100%
3 Phase Generators								
WP30	Prime	95	62.3	64.3	68.4	70.4	79.9	81.3
	Standby	95	63.2	64.8	69.1	70.9	80.3	81.9
WP45	Prime	96	62.1	63.8	68.0	69.9	79.1	81.1
	Standby	96	62.5	64.5	68.4	70.6	79.6	82.5
WP60	Prime	93	62.2	63.9	68.2	70.0	79.3	81.1
	Standby	93	62.8	65.0	68.7	71.1	79.9	82.5
50Hz at 1500RPM. Figures are provisional only.								

50Hz at 1500RPM. Figures are provisional only.



#### Prime Power Solution Limited

**Registered Address:** 61 Mosley Street, Manchester, M2 3HZ, United Kingdom

**Email:** enquiries@primepowersolution.com

**Telephone:** +44 (0)161 468 2773

**Website:** www.primepowersolution.com

**UK Company Registration No:** 11682507

**VAT Registration No:** 314 0153 59